

Supporting your child through their Chemistry GCSE

Supporting with Science revision

The AQA Chemistry Examination entails 2 exams on 2 different days. Each paper makes up 50% of the final mark.

There is specific content for each paper (see the box below). Students are either completing the foundation (grade 1-5) or higher paper (grade 4-9). All papers consist of a range of multiple choice questions, short answers and extended writing questions. There is a higher percentage of multiple choice questions on the foundation paper.

The most prepared students are those who are answering lots of questions as part of their revision and who are focusing on their areas of weakness as identified in the past practise exam papers. Students should also use the revision resources that their class teacher has shared with them, in particular the materials on BBC bitesize: [GCSE Chemistry \(Single Science\) - BBC Bitesize](#).

Students should be allocating a daily revision slot for completing the science revision described above. Any problems they identify should be discussed with their teachers to help them develop their understanding and confidence. Parents can support by encouraging their child to revise and by monitoring that this is taking place. For example, ask them to show you their Seneca account so you can see the percentage of the revision packs that your child has completed.

The exams

We have been doing practise questions all year and the next mock exams start after half term
w/c 31st October 2022.

Final examination dates are TBC with the stated content for each examination listed:

Chemistry Paper 1 1h 45m May/June 2023

Atomic Structure and the Periodic table, Bonding structure and the properties of matter, Quantitative Chemistry, Chemical Changes, Energy Changes.

Chemistry Paper 2 1h 45m May/June 2023

Rates of Reaction, Organic Chemistry, Chemical Analysis, Chemistry of the Atmosphere, Using Resources.

Course details:

GCSE Chemistry

Exam board: AQA

Specification: 8464

Website: [AQA | Science | GCSE | Chemistry](#)

What do I need to focus on to improve?

The topics to work on are highlighted on the assessment analysis sheets that are completed after each exam paper in lesson...this is why the internal mock examinations are so important and require thorough preparation!

Useful revision websites



CENTURY
INTELLIGENT LEARNING™



Revision sessions

These usually take place on a Monday after school
2:45-3:45

Formulae I must know for Chemistry...

Moles = Mass ÷ Mr

Concentration = Mass ÷ Volume OR Concentration = Moles ÷ Volume

Rates of Reaction = Amount of starting material ÷ time OR Rates of Reaction = Amount of Product ÷ time

8 Top Tips for Revising Science

1. Start revising early

— i.e. **months**, not days before the exam.

3. Set up a nice, tidy study space

You'll need somewhere with good lighting, your pens close by, your phone out of sight and your TV unplugged. Try not to revise on your bed, or you'll be dreaming of pink igloos and elephants before you know it.

5. Do lots of practice papers and questions

You'll find it far easier to answer questions in the exam if you've tried similar ones at home beforehand. Your teacher will be giving you some in science lessons, but you can find more online.

7. Sleep and eat properly.

Sleep is more important than you'd imagine — it helps your brain store all the juicy information you've learned throughout the day. Drinking plenty of water and eating healthy foods will also boost your concentration throughout the day.

2. Plan your revision using a timetable

Planning out your revision means you can spend more time revising and less time worrying you've forgotten something.

4. Vary your revision with different activities

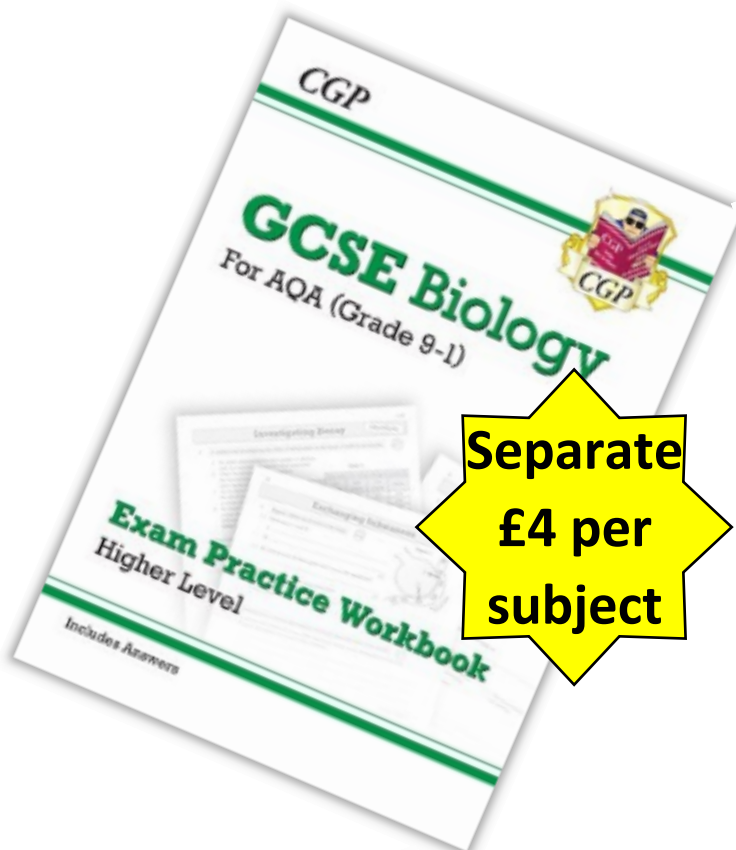
Try a variety of different revision techniques — answering practice questions, writing down notes from memory, and using revision guides, flash cards, mind maps, exam questions and online resources.

6. Keep your phone and other distractions away.

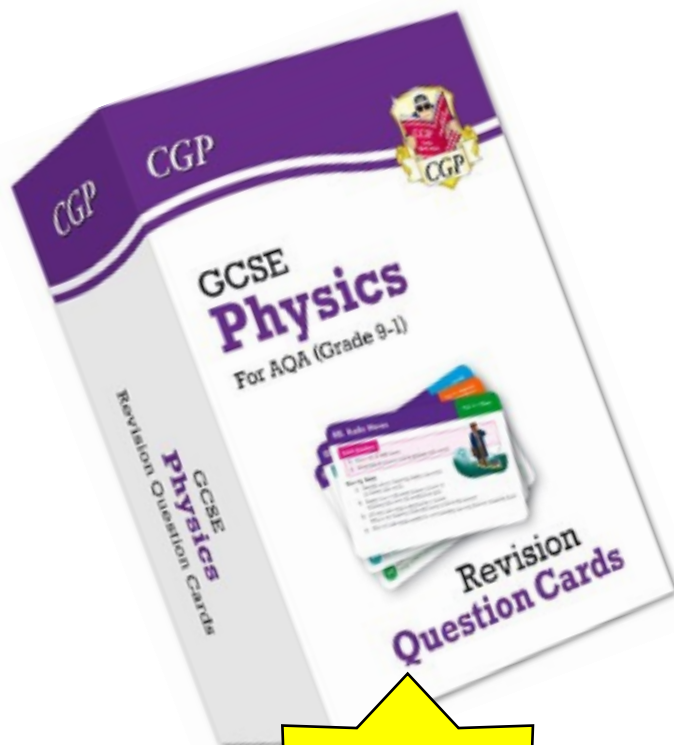
Phones are great, but they're a one-stop shop for procrastination. Heed our warnings and stick it in a drawer while you're revising.

8. Don't just read your notes

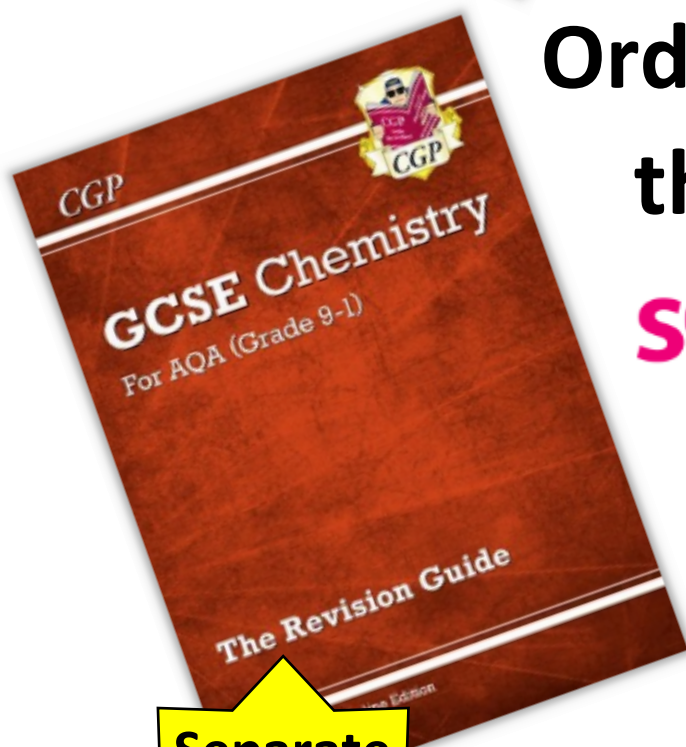
You have to **WRITE STUFF DOWN**. This is really basic "how to revise" stuff.



**Separate
£4 per
subject**



**Separate
£5.50 per
subject**



**Separate
£3 per
subject**

**Order online
through
sQuid**

**Buy as a 3
item bundle
for £10 and
save £2.50 per
subject!**

Pictures for illustration, separate course products can be ordered in all available subjects-

Biology, Chemistry and Physics